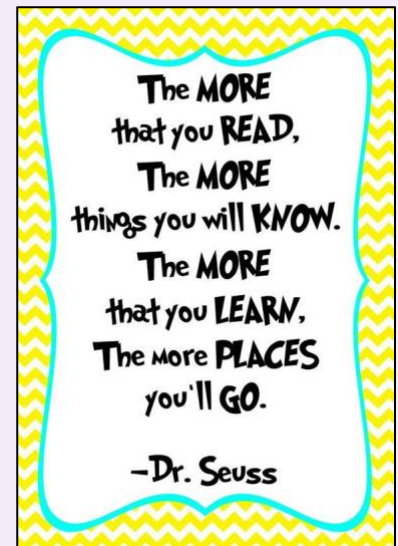
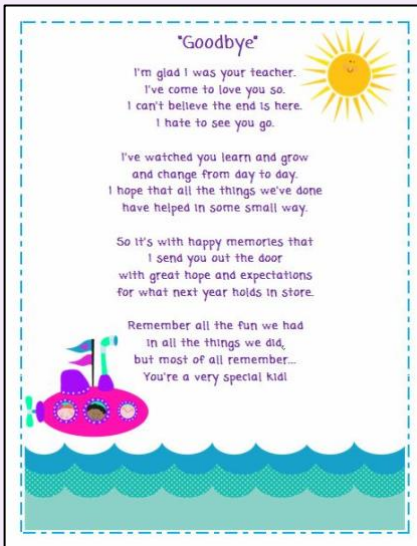


# 2<sup>nd</sup> Grade Learning Plans

Coopertown Elementary School

Week of May 18-22 Lesson 1

## Reading / Language Arts



### Optional Video:

Begin by listening, singing along with, and dancing to the song BYE BYE BYE on GoNoodle

Click [Clever](#) to access GoNoodle or use the link below:

[BYE BYE BYE - WE WILL MISS YOU ALL!!](#)


### Activity 1

Technology  
Needed

Listen to the [YouTube](#) video reading the book *Last Day Blues*.

This is the last week of our second-grade year!  
After listening to the book, discuss the following  
questions with a family member or friend:

- 1 How does this book remind you of your year?
- 2 How is the book the same?
- 3 How is the book different?
- 4 What is your favorite part of the book?
- 5 Are you excited about summer?



<p><b>Activity 2</b></p> <p>No technology needed</p>	<p><b>Firefly Catching Fun</b> (attached)</p> <ol style="list-style-type: none"><li>1. Choose the passage that best fits your level. (Contact your teacher if you are unsure).</li><li>2. Read the same passage at least TWICE.</li><li>3. Read with a family member and read to self.</li><li>4. Answer the following multiple choice questions. Use the text to find the correct answers.</li><li>5. Then, discuss with a family member the fun you will have this summer catching fireflies. How many do you think you will catch? Will they be hard to catch? Why do they have the light?</li></ol>
<p><b>Activity 3</b></p> <p><b>Writing</b> (attached)</p>	<p>Write and illustrate your favorite memory from second grade.</p> <p>* I would love to see these, so send me a picture of your writing when you are done!</p>

## Firefly Catching Fun

It was a warm summer night in July. Abby and Ben were outside eating ice cream. “Yum!” said Ben. “This is delicious!” He scarfed down his cone in only two bites. He left a chocolate mess all over his shirt. Abby gave him a napkin then had an idea. “Let’s catch fireflies!” she said. She ran in the house and got jars to hold the fireflies. “Here,” she said. She handed Ben a jar. Abby and Ben began darting around the yard. “I got one!” Ben said. “Me too!” yelled Abby.

Soon the jars were full. The fireflies lit up the jars. “I have 15,” said Abby. Ben counted his fireflies. “I have...BURRRPPP!” Ben belched. “Excuse me,” he said. Abby giggled. She looked at his jar. It was empty. “Oh no,” Ben yelled when he saw his jar. “Your jar tipped over when you burped,” she said. “Next time I will eat my ice cream slower. Maybe I won’t have to burp,” he said. “Silly Ben,” Abby giggled.



## Firefly Catching Fun

It was a warm summer night in July. Abby and Ben were outside eating ice cream. “Yum!” said Ben. “This is delicious!” He scarfed down his cone in only two bites and left a chocolate mess all over his shirt. Abby handed him a napkin then had an idea. “Let’s catch fireflies!” she shouted. She raced into the house and gathered a couple of jars to hold the fireflies in. “Here,” she said as she handed Ben a jar. Abby and Ben began darting around the yard catching fireflies. “I caught one!” Ben said. “Me too!” yelled Abby.

Soon the jars were full. The fireflies lit up the insides of the jars. Abby counted her fireflies. “I have fifteen,” said Abby. After, Ben counted his fireflies. “I have...BURRRPPP!” Ben belched. “Excuse me,” he said. Abby giggled and pointed to Ben’s empty jar. “Oh no,” Ben yelled when he saw his jar. “Your jar tipped over when you burped,” she said. “Next time I will eat my ice cream slower. Maybe I won’t have to burp,” he said. “Silly Ben,” Abby giggled.



## Firefly Catching Fun

It was a warm summer night in July. Abby and Ben were outside eating ice cream on their porch swing. “Yum!” exclaimed Ben. “This sure is delicious ice cream!” He scarfed down his cone in only two bites and left a chocolate mess all over his shirt.

Abby handed him a napkin then had an idea. “Let’s catch fireflies!” she shouted. Without waiting for Ben’s response, she raced into the house and gathered a couple of jars to hold the fireflies in. “Here,” she said as she handed Ben a jar.

Abby and Ben began darting around the yard catching fireflies. “I caught one!” Ben hollered.

“Me too!” shouted Abby from across the backyard.

Soon their jars were full of glowing fireflies. Abby and Ben watched the fireflies light up inside the jars before counting to see how many bugs they caught. “I caught fifteen,” said Abby.

“I caught...BURRRPPP!” Ben belched. “Excuse me.” Abby giggled and pointed to Ben’s jar. “Oh no,” Ben yelled once he noticed his jar was empty. “Your jar tipped over when you burped,” she explained.

“Next time I’ll eat my ice cream slower, then maybe I won’t have to burp,” he said. “Silly Ben,” Abby giggled.



**Answer the questions below using the Firefly Catching Fun Passage above. Put a check next to the correct answer.**

1. What is the setting of this story?

- a. a warm summer night in August  
 b. a warm summer night in July  
 c. a cool summer night in July

2. What kind of ice cream did Abby and Ben eat?

- a. coffee  
 b. chocolate  
 c. vanilla

3. What does the word “scarfed” mean in this story?

- a. to like something  
 b. to eat slow  
 c. to eat fast and messy

4. Whose idea was it to catch fireflies?

- a. Abby  
 b. Ben  
 c. Abby’s Mom



5. What caused Ben’s jar to be empty?

- a. Ben sneezed and the jar tipped over.  
 b. Abby tipped it over after Ben burped.  
 c. Ben burped and the jar tipped over.



## Science/Social Studies

### Activity 1

Technology  
Needed

### ★Check Out the Stars!★



1. Have a parent download the free app [Sky View Lite](#) on their phone or a tablet.

*SkyView* app is a free augmented reality (AR) app for both iOS and Android devices, that uses your smartphone's camera to uncover different stars, constellations, planets, star clusters and other celestial bodies in the night sky. You can also discover coordinates and facts and turn your stargazing into an educational experience.

In SkyView, you can see what's in the sky above you. Point the device in any direction and see what planets, constellations, and even satellites are in the sky. When you see something, tap on it, and then read a bunch of facts about it.

2. Use the attached packet to learn about the constellations and try to locate them using your device.
3. Send me a message to tell me about your most favorite thing you saw!

### Activity 2

No technology needed

We learned a lot in science and social studies this year.

Discuss the following questions with a parent/sibling/friend:

1. What was your favorite lesson?
2. What did you already know about the subject?
3. Is there anything else you would like to know about this subject?
4. Tell your family member all about what you learned.

**Firefly Catching Fun passage:** Discuss the following with a family member or friend.

5. How is a firefly classified?  
a. mammal   b. insect   c. reptile
6. What characteristic does it have to make it classified that way?
7. What adaptation does a firefly have to help it survive in its environment?

### Activity 3

Writing  
(attached)

Refer to the Writing activity above:

Write and illustrate your favorite memory from second grade. I would love to see these, so send me a picture of your writing when you are done!





# How is a star born?

A star is a big ball of plasma that is formed from a cloud of dust and gas.

Sometimes particles of dust and gas float by each other in space without anything happening. Other times gravity clumps these clouds together into compact substances. The particles begin bouncing off of each other, creating friction and heat. Eventually, the heat becomes so intense that it creates a nuclear reaction which releases a massive amount of energy and light. The resulting substance is a star.



## QUESTION & ANSWER:

What is a star?

.....

.....

What gets released after a nuclear reaction involving intense heat?

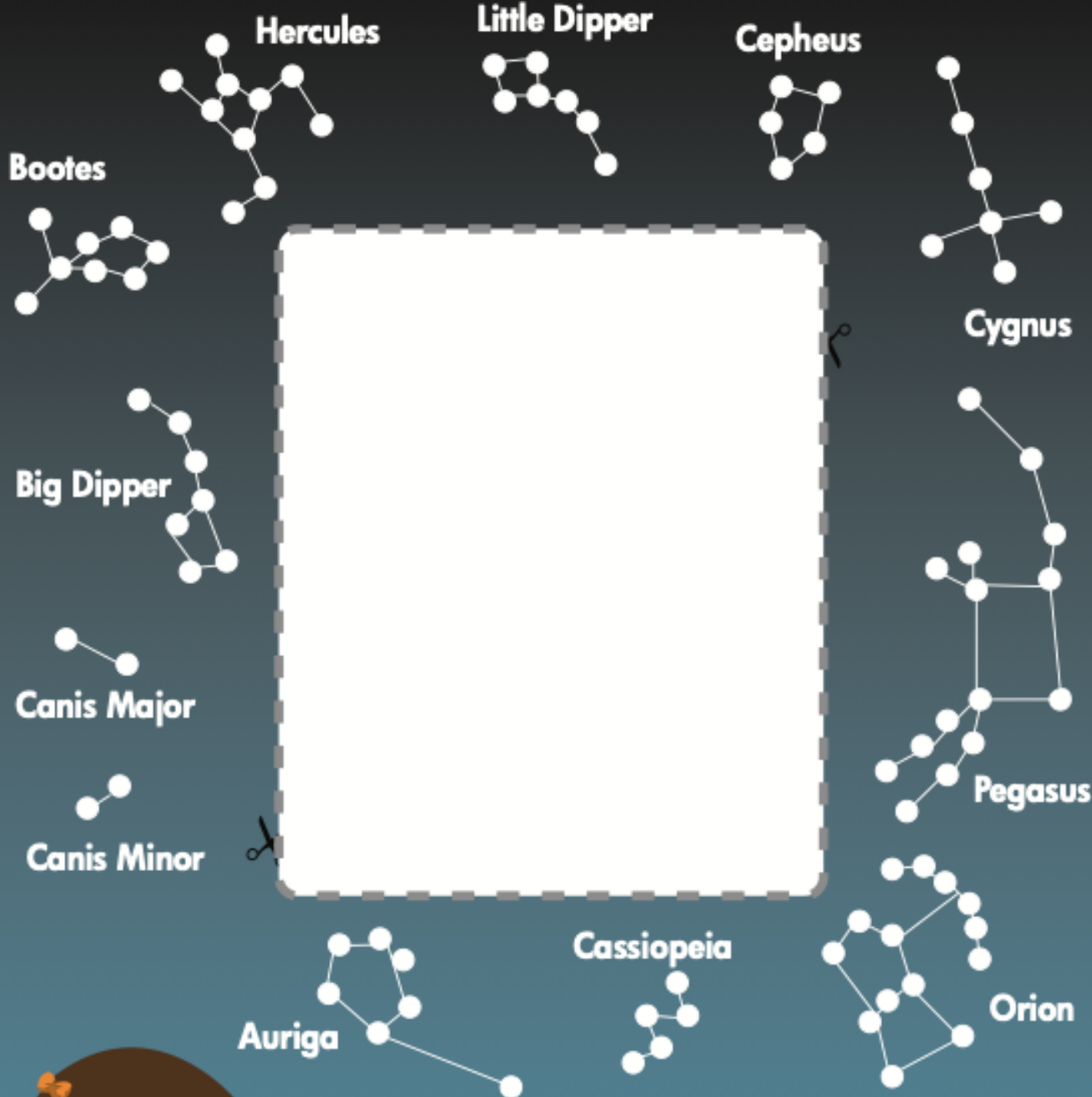
.....

.....

Did you know that celebrities and actors are often called stars?

Why do you think we compare famous people to burning lights in the sky?





# Constellations

Constellations are groups of stars that make an imaginary shape in the night sky. Cut out the middle square on the dotted lines. Which constellations can you find?



## URSA MAJOR AND URSA MINOR: ALWAYS VISIBLE IN NORTHERN SKY

Not all constellations can be seen by everyone on Earth. Because of the way Earth spins on its axis people who live in the northern hemisphere can see different constellations than people in the southern hemisphere.

Ursa Major, the "big bear", and Ursa Minor, "little bear", are two of five constellations that can be seen all year long from Earth's northern hemisphere because they are so high in the sky.

The famous constellation the Big Dipper makes up a large part of Ursa Major. Can you see where stars within the "great bear" form to make what looks like a ladle, or water dipper? Similarly, the Little Dipper makes up a large part of Ursa Minor.




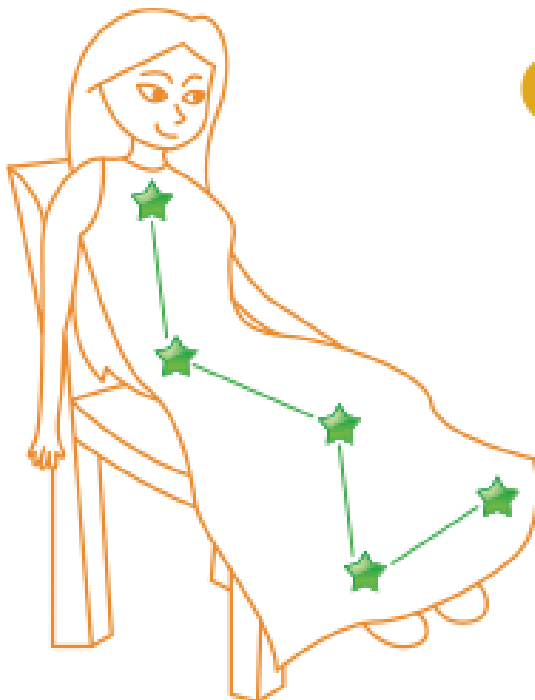
## CASSIOPEIA, THE QUEEN ALWAYS VISIBLE IN THE NORTHERN SKY



Cassiopeia was a very vain queen. She thought she and her daughter Andromeda were more beautiful than the sea nymphs, and she would brag about it. When the sea nymphs complained to Poseidon, the god of the sea, he sent a monster named Cetus to their kingdom. Queen Cassiopeia and King Cepheus were forced to sacrifice their daughter to the monster. But just before she was eaten, a hero named Perseus saved her. All of these characters are constellations you can see in the sky.



Eventually, the gods were so frustrated with Cassiopeia's vanity that they hung her upside-down in the sky, as a reminder to everyone else to not be boastful. We can see the constellation Cassiopeia as a "W" shape in the sky.



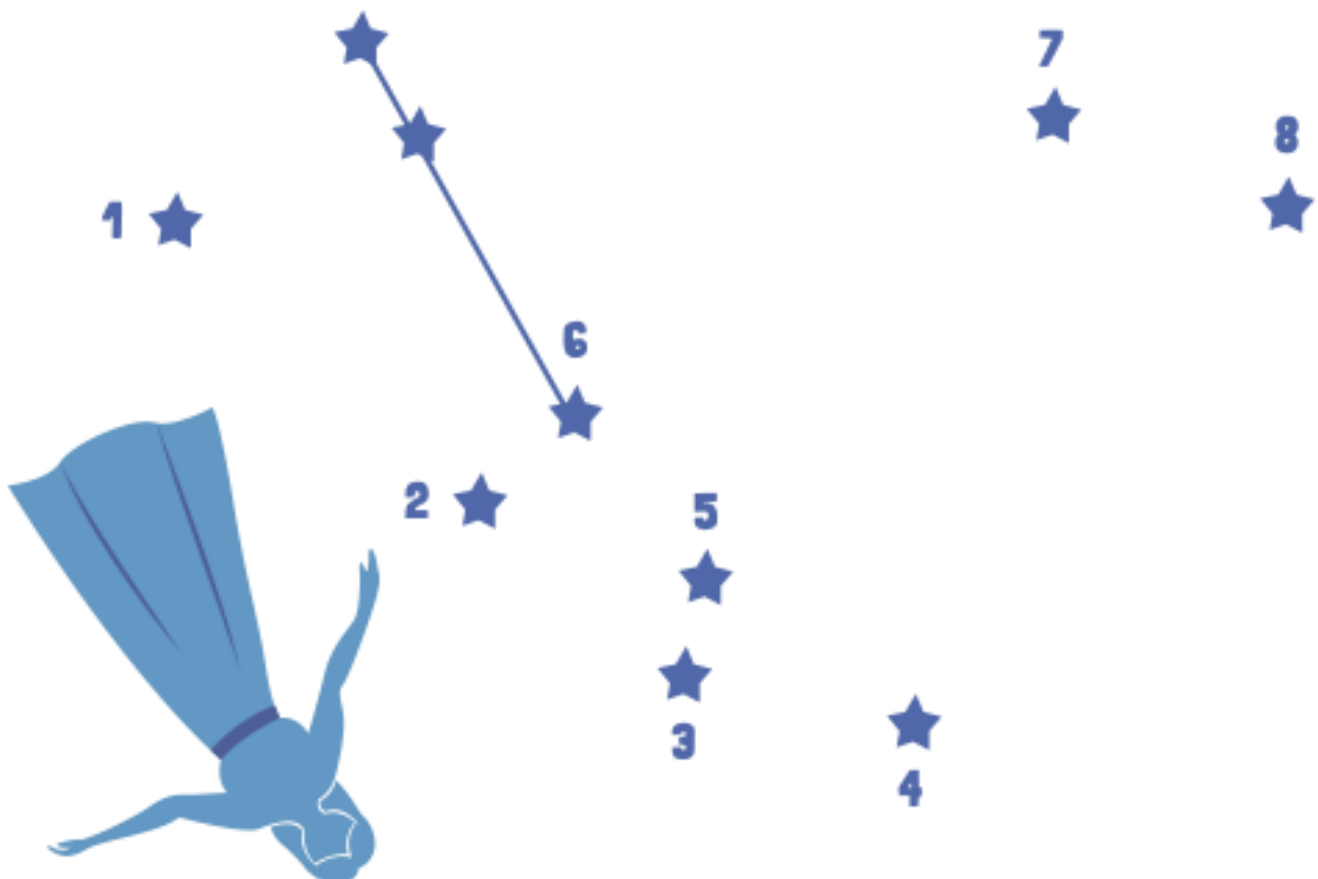
# ANDROMEDA

## VISIBLE IN THE NORTHERN SKY DURING FALL



After she was freed from the sea monster, Cetus, Andromeda kept her parents' promise to Perseus and married him. She left her country to live with her new husband who later became the king of Tiryns and Mycenae. The goddess Athena placed the image of Andromeda among the stars as a reward for keeping her parents' word.

### CONNECT THE STARS IN ORDER TO CREATE ANDROMEDA



Andromeda is a "V" shaped constellation that lies right next to Pegasus, which leads some to believe that at one time, some of these stars used to be part of the winged horse.



# PERSEUS

## VISIBLE IN THE NORTHERN SKY DURING WINTER


- Perseus, the hero, is known for beheading the snake-headed Medusa, to save the princess Andromeda from the giant sea monster.
- The location of Perseus lies in the main path of the Milky Way and can easily make out the human figure with a triangular body, legs and hands. In one hand, he appears to be holding the weapon, while in the other he appears to be holding Medusa's head.
- It is also home to the annual Perseid's meteor shower which is visible every August.

### CONNECT THE STARS IN ORDER TO CREATE PERSEUS



## Independent Reading

Required reading is still at least 20 min. per day!

<p><b>Activity 1</b></p> <p><b>MyOn Option</b></p> <p>Technology Needed</p>	<p>Login to <a href="#">Clever</a> in order to access MyOn</p> <p>(Students, it's exactly the same as how you login at school).</p>
<p><b>MyOn Book Options</b></p>	 <p>The image displays four book covers. From left to right: 1. 'Secret of the Summer School Zombies' featuring a cartoon zombie character. 2. 'Firefly Summer' by Jordan Rissler-Harris, illustrated by Heather Thomas, showing a girl and a boy under a starry night sky. 3. 'I See Summer' by Linda Ward Beech, showing children in a pool. 4. 'Veo el verano / I See Summer' by Linda Ward Beech, showing children in a pool with Spanish and English text.</p>
<p><b>Activity 2</b></p> <p>No technology needed</p>	<p>If you do not have technology access, read some of these books or articles that are attached:</p> <ul style="list-style-type: none"><li>• Cinco De Mayo</li><li>• Summer</li><li>• Summer Vacation</li></ul>



# Cinco de Mayo!

May 5<sup>th</sup> is a celebration of the Mexican Army's victory over France. In 1862, France sent 2000 troops into Mexico in an attempt to take it over. Though Cinco de Mayo is celebrated in the country of Mexico where the battle took place, there is even a bigger celebration in the United States.

In the mid 1800's Mexico was in trouble. It was a bankrupt country. This was unfortunate for Benito Juarez. He took over the presidency in 1861, and had to make some difficult choices. One of those choices was not paying off money he owed to European countries such as Britain, Spain, and France.

Not willing to lose their money, all three countries sent ships to Mexico. They demanded what was owed to them. Britain and Spain ended up making a deal with Mexico. France decided to take advantage of the weak country. Napoleon the Third sent an armed fleet of ships to the Mexican city of Veracruz. President Juarez was forced to flee to the north.

France was sure they would win. They marched 6000 men to the small city of Puebla de Los Angeles. The President of Mexico was not willing to let his country go so easily. He rounded up 2000 loyal men and sent them to Puebla as well. The Mexicans were outnumbered and outgunned. They fought all day. When it was over, the French had lost more than 500 soldiers and were forced to retreat. The Mexican's had lost only 100 men. It was a small victory, but a victory that boosted the rest of the country.

The war would last six more years. With help from the United States, who had only just ended the Civil War, France was defeated. Mexico was once again in control of their country.

Cinco de Mayo is mainly a Mexican-American celebration. Without the help from the Americans, the war would have lasted longer and the may have been different. Once the American Civil War ended, President Lincoln immediately sent troops to help the struggling Mexicans. It was a show of support and friendship. Years later, when Pearl Harbor was bombed, Mexicans crossed the border to help fight with their neighbors.

Cinco de Mayo is celebrated in the Mexican state of Puebla. They enjoy military parades and other festivities. For most of Mexico, however, it is a day like any other.

The United States, particularly in places with large Mexican-American populations, celebrates the day with more excitement. Most people in the United States see Cinco de Mayo as a holiday recognizing Mexican independence.

Cinco de Mayo is celebrated with special Mexican music like mariachi bands. Children make piñatas filled with candy and toys. Special food is served, and often the night ends with fireworks. In Los Angeles the celebrations attract hundreds of thousands of people. The green, white, and red colors of the Mexican flag are proudly on display. There are carnivals and festivals that last multiple days.

Cinco de Mayo is a time-honored tradition celebrating friendship and freedom.

Use these symbols to mark the text during your first read.



Important



Question



Interesting



Vocabulary



Connection

Name \_\_\_\_\_

Date \_\_\_\_\_


# Summer

Directions: Read the passage on the left 3 times to practice fluency. Color a sun each time you read. Then, complete the comprehension tasks on the right.

## Summer

Summer is one of the four seasons. The summer season comes after spring. Unlike winter, summer days are longer and the weather is warmer. Summer is the warmest time of the year because the Earth's axis is tilted toward the sun. As a result, it is important to stay safe in the summer by wearing sunscreen. The sunscreen will protect skin from harmful rays. Drinking plenty of water will also help people stay safe during hot weather.

The summer season is one of the most popular seasons for vacations. Trips to the beach are popular in the summer. Many students have a break from school in the summer. People enjoy outdoor activities such as barbecues, swimming, and camping.



### Read and Look Back:

Use a yellow crayon to highlight two ways summer days are different from winter days.

Use an orange crayon to highlight the text that describes why summer is the warmest time of the year.

Use a red crayon to highlight three popular activities during the summer.

### Read and Respond:

How can you stay safe during the summer season?

\_\_\_\_\_

\_\_\_\_\_

\_\_\_\_\_

\_\_\_\_\_

Name \_\_\_\_\_

Date \_\_\_\_\_


## Summer Vacation

Directions: Read the passage on the left 3 times to practice fluency. Color a sun each time you read. Then, complete the comprehension tasks on the right.

### Summer Vacation

Beth and her best friend, Pam, ran into the yard. "It's summer!" they yelled. Today was the first day of summer vacation. The girls could play all day long!

First, they jumped on their bikes. Beth and Pam rode their bikes to the park. Next, they spent the morning playing on the swings and slides. Then, Beth and Pam rode their bikes back to Pam's house. Pam's mom made them grilled cheese sandwiches for lunch. Last, Beth and Pam played hide and seek in the yard. When it was time to go home, the girls gave each other a hug. "See you tomorrow!" they said. It was going to be a great summer!



### Read and Look Back:

Use a yellow crayon to highlight the names of the two main characters in the story.

Use an orange crayon to highlight the sentence that states where the girls rode their bikes to.

Use a red crayon to highlight what the girls did after they ate lunch.

### Read and Respond:

Identify the central idea. What was this story mostly about?

\_\_\_\_\_


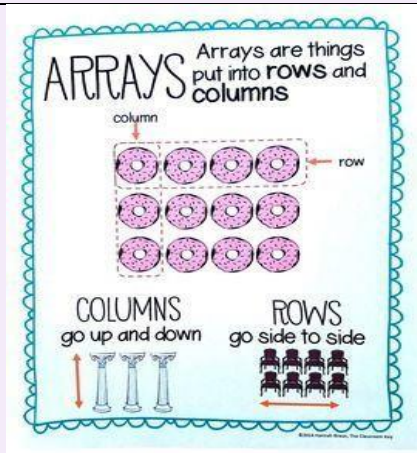
\_\_\_\_\_

\_\_\_\_\_

\_\_\_\_\_

# Math

Skill/Standard: Making a rectangular array with up to 5 rows and up to 5 columns. (review skill)



## Activity 1

Technology Needed

1. Students can watch the brainPOP Jr. video below.


Click on the link : [Arrays](#)

2. Take the quiz after you watch the video.

3. Optional game:

Click on link below or go to your clever account and find the abcmouse icon.

[abcmouse cupcake addition \(arrays\)](#)



## Activity 2

No technology needed

1. Students will need 2 dice and color pencils or crayons.

2. If you do not have dice, use playing cards or the numbers from lesson 1 during the week of May 4-8.

3. Students will roll the dice and make an array.

4. Follow the directions on the below activity #2 sheet.

## Activity 3

Writing

1. Draw an array and write a repeated addition sentence for your array.

**Example problem:** 4 rows

5 columns


**Repeated addition sentence:**  $4 + 4 + 4 + 4 + 4 = 20$  OR  $5 + 5 + 5 + 5 = 20$

# Summertime Roll and Color

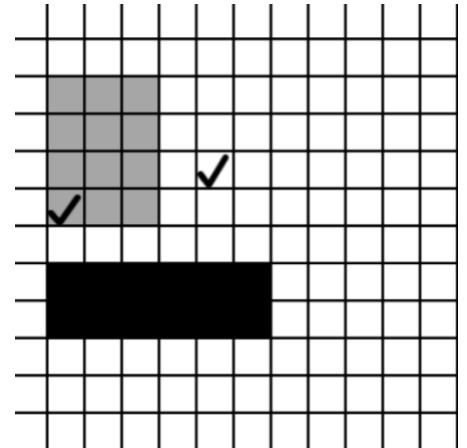
a game for 2 players      Need: 2 dice, colored pencils

Players take turns to roll the 2 dice and color an array created by the two numbers rolled.

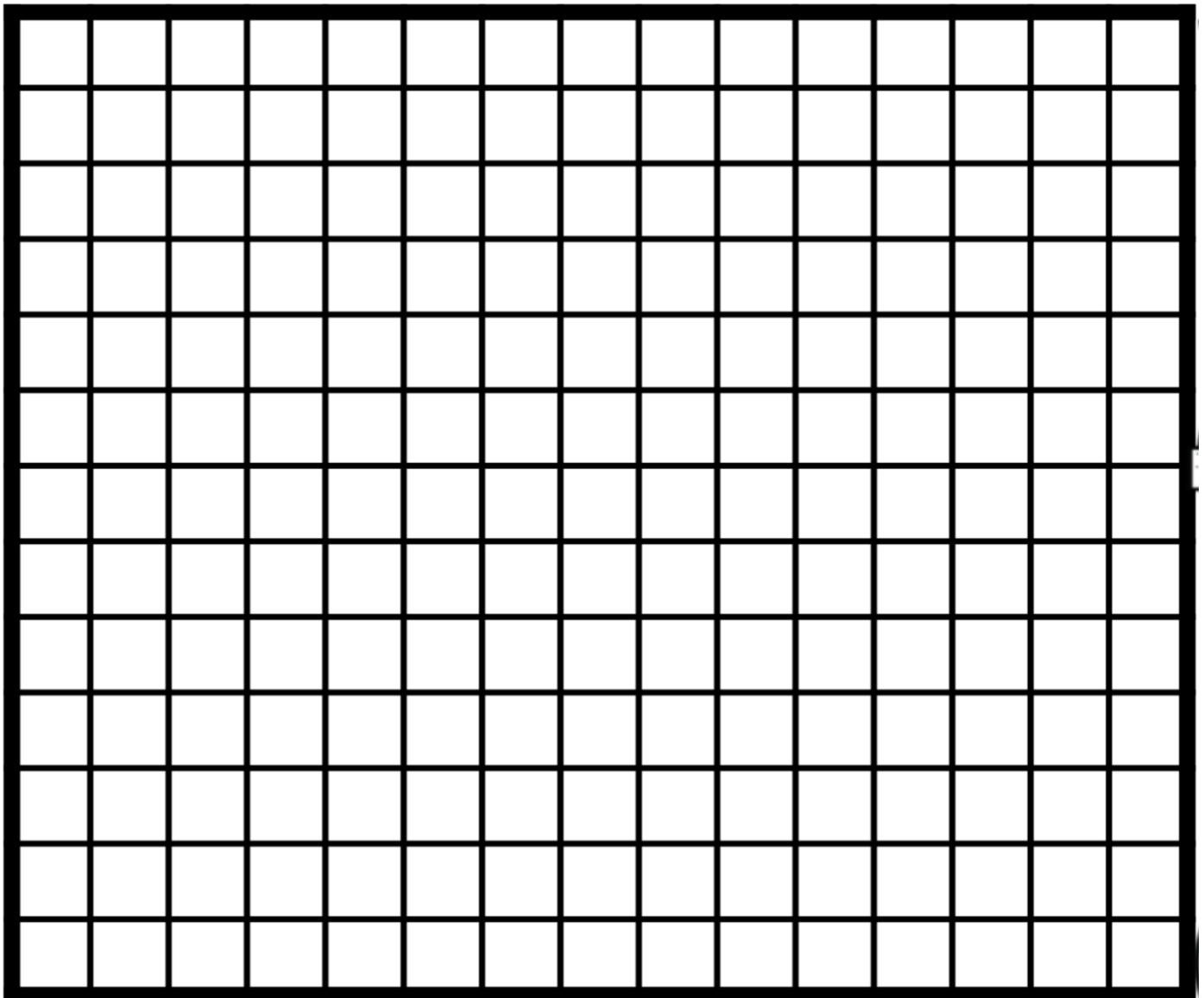
For example, if a player rolls 3 and 5, they would color a 3x5 block or a 5x3 block.

The grid on the right shows what it might look like after the first player rolls 4 and 3 and the other player rolls 6 and 2.

The game ends when a player can't draw the array for the numbers they roll. The other player is the winner.



\*Extra: Students can write the repeated addition sentence for their array



**SUPER CHALLENGES:** Practice dribbling with your hands or feet while moving in a space or follow a path (use chalk or objects). Can you dribble without looking at the ball? The more you practice, the more you will improve!

**Health/Art:** [debbie.davis@rcstn.net](mailto:debbie.davis@rcstn.net)

**(Art)**

-Activity 1-Technology-Based

Below are some painting activities to try with either, watercolor paint or acrylic paint. It's fun to experiment, and you can come up with some cool, abstract designs using lots of colors! You can buy paint, brushes, art paper, or a canvas at Walmart, Dollar General, Hobby Lobby, or Michael's. You can use a paint brush, or you can use your finger, if you'd like. You will be **Blending** (mixing) colors together in each of these activities. You can choose one or try them all!

(Note: The video activities are found on Pinterest.)

1. Click on the link and watch the short video. With an adult's help, use watercolor paint and a hairdryer to try this fun painting activity.

<https://pin.it/1ktpzXE>

2. Click on the link and watch the short video about how to make a criss-cross, color design, using acrylic paint.

<https://pin.it/15FKRha>

3. Click on the link and watch the short video about how to do a diagonal color design using acrylic paint.

<https://pin.it/qU7ZmaA>

4. For those of you that want a challenge, try this painting activity. Click on the link to see the short video about how to paint a colorful waterfall that looks like Niagara Falls!

<https://pin.it/5yzQZtD>

## -Activity 2-No Technology Required

For this activity, you need to think about what you want to do this summer. Are you going swimming, going to the beach, going to summer camp, going to the mountains, going exploring, going camping, etc.? What are you planning to do? Print out the figure below. Make the figure into **you** and draw what you want to do this summer in the sunglasses' lenses. Be creative and use your imagination. Have fun!



**Music:** [lindsey.maholland@rcstn.net](mailto:lindsey.maholland@rcstn.net)

### -Activity 1-Technology-Based

As we wrap up our time, we've had this school year I would love for you to think back over all the wonderful things we got to experience together! We began our school year learning all kinds of new songs, singing, moving a lot, dancing, and playing instruments. Remember the fun Groovy Joe song or My Dog Rags? How about Mr. Cow or Mr. Bubbles and the parachute? What about Naughty Kitty Cat or Alexander and the Bad Day? What about the Baryard MOOOOsical? Don't worry, we will revisit this ALL when we are together again!

WOW! What a year we have had! This year I hope that you have learned and expanded your knowledge of music, but most importantly, I hope that it has helped you become an even more confident young lady or young gentleman. I hope that music has allowed you to see a bigger picture of yourself. I hope that it has allowed you to view life beautifully and be bold!

Take some time and reflect on our time together in our happy time together! When you are ready, take time and complete the Music and Me This Year.

**Music and Me this Year**

NAME: \_\_\_\_\_

My most enjoyable musical experience was:

The piece I most enjoyed playing was:

The most interesting fact I learned in music was:

The most useful thing my teacher taught me was:

My greatest success was:

The thing I found most difficult was:

© 2014 Kim Maloney. All rights reserved

### -Activity 2-No Technology Required

As we wrap up our time, we've had this school year I would love for you to think back over all of the wonderful things we got to experience together! We began our school year learning all



kinds of new songs, singing, moving a lot, dancing, and playing instruments. Remember the fun Groovy Joe song or My Dog Rags? How about Mr. Cow or Mr. Bubbles and the parachute? What about Naughty Kitty Cat or Alexander and the Bad Day? What about the Baryard MOOOOsical? Don't worry, we will revisit this ALL when we are together again!

WOW! What a year we have had! This year I hope that you have learned and expanded your knowledge of music, but most importantly, I hope that it has helped you become an even more confident young lady or young gentleman. I hope that music has allowed you to see a bigger picture of yourself. I hope that it has allowed you to view life beautifully and be bold!

Take some time and reflect on our time together in our happy time together! When you are ready, take time and complete the Music and Me This Year.

**Library:** [farrah.lopez@rcstn.net](mailto:farrah.lopez@rcstn.net)

### **-Activity 1-Technology-Based**

**Read & Listen:** Go to scholastic distance learning, <https://classroommagazines.scholastic.com/support/learnathome/grades-1-2.html>. Listen/read the fiction book: Diary of a Spider and the Nonfiction book: A Spiderling Grows Up

**Watch:** Watch the video about tricky spiders

**Draw & Write:** Invent a spider

### **-Activity 2-No Technology Required**

Where would you go if you could go anywhere in the world? Draw a postcard of shows that place and tell why you would go there.

**Guidance:** [sarah.dycus@rcstn.net](mailto:sarah.dycus@rcstn.net)

## Summer Safety

This week's online Guidance lesson is going to focus on some safety tips as we start our summer vacation!

**Activity 1** - Watch video about the ABC's of safety here:

<https://www.youtube.com/watch?v=rMGDJIGmfbo>

Make your own list of the Do's and Do Not's of Safety for summer vacation and hang it somewhere around your house to give you a daily reminder!

**Activity 2** - Ask your parents to practice with you what to do in the following situations that could happen over the summer vacation!

1. If someone rings your doorbell and your parents are not home, what do you do?
2. If you are playing outside and a person you do not know asks you to get in their car with them, what would you do?
3. If some friends are going for a walk in the park together and one wants to leave the group, what should you tell that friend?
4. If a stranger offers you some ice cream or candy and your parents are not around, what should you do?
5. (If applicable) If you are playing an online game and someone you do not know sends you a friend request, what would you do?